

COLOUR FOR WOOD & METAL

				
BRILLIANT WHITE <i>quick dry satin, quick dry gloss, hardwearing satin, hardwearing gloss</i>	WHITE WHISPER <i>quick dry gloss</i>	ANTIQUE WHITE <i>quick dry satin</i>	BLACK <i>quick dry satin, quick dry gloss, hardwearing satin, hardwearing gloss</i>	SIGNAL RED <i>quick dry gloss</i>
				
FROSTED SILVER <i>quick dry gloss, quick dry satin</i>	MOONLIT SKY <i>quick dry satin</i>	MANHATTAN GREY <i>quick dry satin, quick dry gloss, hardwearing satin, hardwearing gloss</i>	STEEL SMOKE <i>quick dry gloss</i>	URBAN SKY <i>quick dry satin</i>
				
MAGNOLIA <i>quick dry gloss, quick dry satin</i>	SMOOTH CREAM <i>quick dry satin</i>	SEASHELL <i>quick dry satin</i>	TOASTED BEIGE <i>quick dry satin</i>	CONKER <i>quick dry gloss</i>
				
VINTAGE DUCK EGG <i>quick dry satin</i>	NATURAL SAGE <i>quick dry satin</i>	PINK CADILLAC <i>quick dry satin</i>	TEAL TOPAZ <i>quick dry gloss</i>	VINTAGE DENIM <i>quick dry satin</i>



Visit our website
www.johnstonespaint.com
for more inspiration



PPG Architectural Coatings UK Limited,
Huddersfield Road, Birstall, Batley,
West Yorkshire, WF17 9XA. 01924 354354

Some stockists may not carry all Johnstone's finishes and colours. To avoid disappointment, please consult your stockist prior to travelling. Every effort has been made to accurately reproduce colour but for technical reasons connected with colour reproduction and paint manufacture variations may occur.

15805 2021/UK



COLOUR &
INSPIRATION
GUIDE





Paint for every

New beginning

with Johnstone's

Need to refresh your home but not sure where to start? Johnstone's is here to help along the way. Since 1890, Johnstone's has been at the forefront of paint innovation and thanks to our expert insight, we can help you pick the perfect colour and product for every project. This means you can easily achieve the perfect, hassle free look for your home, every time!

KEY 5L - matt, silk & soft sheen also available in 5L tins



WARMING RAYS
feature colours matt,
feature colours soft sheen



HOT CHERRY
kitchen



RED SPICE
matt, silk, soft sheen



DARK ANGEL
matt, silk, soft sheen



CRUSHED PINEAPPLE
washable



SIGNAL RED
washable



DUSKY BERRY
feature colours matt,
feature colours soft sheen



BLACKCURRANT MAGIC
washable



ENGLISH TRIFLE
matt, silk, soft sheen



FIERY SUNSET
washable




RICH RED
matt, silk, soft sheen



DEEP AMETHYST
matt, silk, soft sheen



VANILLA BURST
washable




MAPLE HAZE
feature colours matt,
feature colours soft sheen




PASSION PINK
matt, silk, soft sheen




SWEET LAVENDER
matt, silk, soft sheen, washable




LEMON DAZE
kitchen




BALLET SLIPPER
matt, silk, soft sheen




PINK STARBURST
washable




BLUE HORIZON
washable, one coat




SOFT CREAM 5L
matt, silk, soft sheen




ROSEBUD
matt, silk, soft sheen, washable,
washable, one coat




BABY BLOSSOM
washable



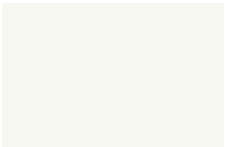
ICE LAKE
bathroom




GENTLE HAVEN
one coat



MAGNOLIA 5L
matt, silk, soft sheen, washable,
kitchen, bathroom, one coat



BOTANICAL PEARL
bathroom



SILK SPA
bathroom

KEY 5L - matt, silk & soft sheen also available in 5L tins



MIDNIGHT SAPPHIRE
feature colours matt,
feature colours soft sheen



TEAL TOPAZ
matt, silk, soft sheen



IVY SKY
feature colours matt,
feature colours soft sheen



VINTAGE DENIM
washable



ISLAND BREEZE
bathroom



AMPHIBIOUS
feature colours matt,
feature colours soft sheen



WATERFALL
matt, silk, soft sheen




EMPIRE JEWEL
feature colours matt,
feature colours soft sheen



TROPICAL JUNGLE
washable



BLUE STAR
washable



MIAMI MINT
matt, silk, soft sheen




HEMLOCK
kitchen



CARIBBEAN TIDE
feature colours matt,
feature colours soft sheen




AQUA
matt, silk, soft sheen




LIME CRUSH
matt, silk, soft sheen, washable,
kitchen, bathroom




BLUE SHORE
bathroom




JADE
bathroom




NATURAL SAGE
matt, silk, soft sheen, washable,
kitchen



NEW DUCK EGG 5L
matt, silk, soft sheen, washable,
one coat



VINTAGE DUCK EGG
kitchen



APPLE FLOWER
kitchen

M E T A L L I C



CHAMPAGNE GOLD



SILVER




COPPER



GOLD




ROSE GOLD




Choosing the Perfect Colour 2-3

Not sure how to pick the right colour? Head to page 2 for our simple guide to choosing your perfect colour.



Colour Trends 4-9

Looking for some inspiration? Check out our trends on pages 4 to 9.



Product Selector 34-35

If you already have a colour in mind and just need the perfect product to get your project started, you can find our comprehensive range of products and colour availability from page 16 onwards. Alternatively, use our handy product selector on page 34.

Contents

Choosing the Perfect Colour 2-3

Making it simple to choose colour

Colour Trends 4-9

Our latest themes and trend colours

Real Home Style 10-13

Our customer Dawn shares her style tips

DIY Design Guide 14-15

Follow our step by step guide to achieve a new look

Feature Colours 16-17

Striking and stylish colours

Metallic Paint 18-19

A sophisticated range of metallic wall paints

Washable Paint 20-21

A tough and durable product for busy areas

Kitchen Paint 22-23

High durability colours for your kitchen

Bathroom Paint 24-25

Wipeable colours for your bathroom

One Coat Paint 26-27

For when you're short on time

Wall & Ceiling Paint 28-29

A vast range of colours for all areas of the home

Wood & Metal Paint 30-33

Our range of paints and colours for wood & metal

Product Selector 34-35

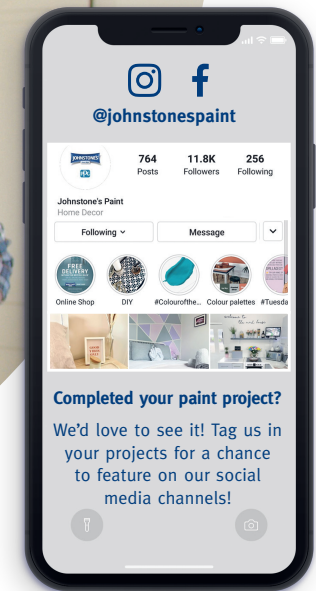
A helpful guide to select the perfect product

Colour Palette 36-39

Colours for walls & ceilings and wood & metal

Choosing the Perfect Colour

Choosing the right colour for your home can be daunting, with so much choice on offer it's easy to feel overwhelmed. Here at Johnstone's we have all the tools and expert guidance to make it simple and hassle-free to choose the colour that works perfectly for you and your home.



STEP 1

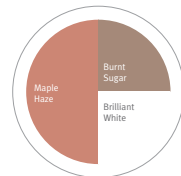
GET **INSPIRED** BY COLOUR

Browse the latest trend palettes and inspirational design guides within this booklet and on our website. Check out our social media for even more inspiration and real life examples!

www.johnstonespaint.com/inspiration



STEP 2



CREATE A **COLOUR** SCHEME

It's time to pick your colour scheme! Use our handy colour combinations throughout this guide for suggestions on which colours to pair together. Alternatively, you can create your own colour scheme from scratch using our colour visualiser tool.



STEP 3



TIME TO **TEST!**

Now that you've narrowed down your choices, pick up some colour testers and try them at home. Make sure you apply your colours in the room you will be using them in to see how they look under different lighting.



STEP 4



NOW GET **PAINTING!**

Once you've tested your colours and are happy with your choice, it's time to get painting! We have a wide range of colour availability in products suitable for every job, so be sure to check out each product range from pages 16 to 29.



Colour Visualiser

Bring colour to life.

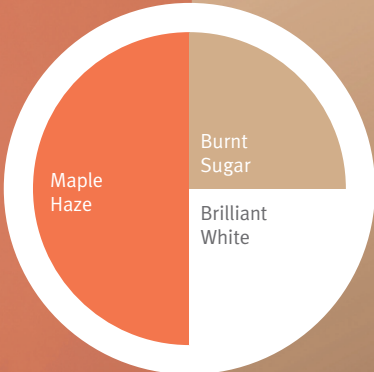
Our fantastic visualiser tool helps make choosing colour easy by bringing colours to life in your own home.

Simply scan the QR code to try it for yourself.




Soothing Solace

Soothing Solace works well in relaxing spaces of the home such as living rooms and bedrooms, thanks to its soothing vibes and neutral shades. It can also be used to bring a sense of calm to busier kitchens and dining rooms.





TIP
Use this trend palette to create a striking feature design using our guide on page 14



TIP
Pair with soft textures and natural materials to create a relaxing ambience



The soft pastels also lend themselves to creating beautiful nurseries, meaning this palette is truly versatile and can be used throughout the home to promote a real feeling of wellness and spirituality.

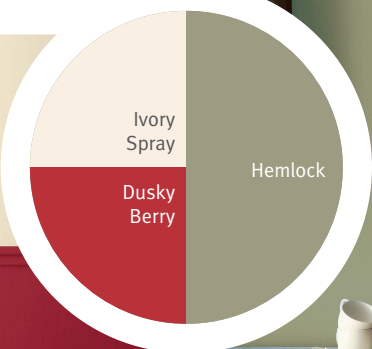


This palette focuses on embracing natural and soft hues that feel restorative and optimistic, allowing you to bring a sense of mindfulness and create comfort in your home.

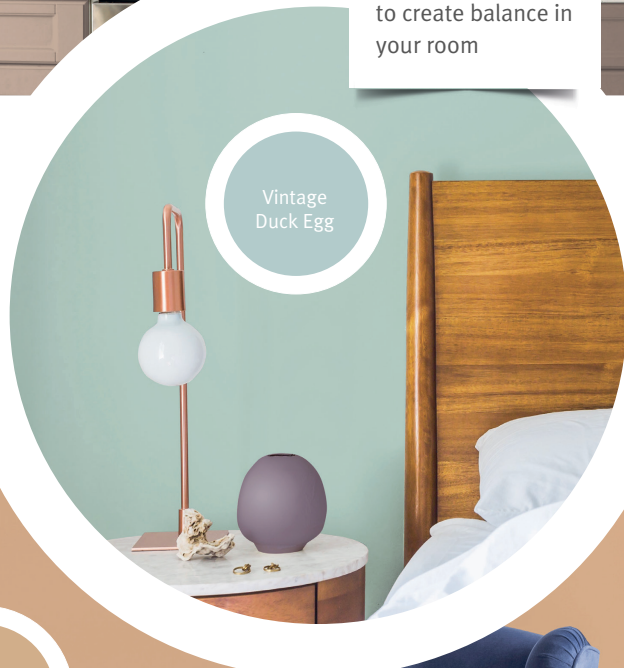


Artisan Heritage

Artisan Heritage is perfect for any space that you want to inject some sophisticated creativity into. It works well for inviting social spaces within kitchens, dining and living areas. The shades can be used to create an inspiring space in a home office or reading nook, or in a bedroom to create an authentic feeling of luxury.



TIP
Pair richer shades with earthy neutrals to create balance in your room



TIP
Accessorise with bold and abstract prints on soft furnishings, such as cushions for a real artisan touch


The palette joins together warm, earthy shades with rich jewel tones to create a sense of artisan luxury with traditional influences.

Wild Instinct

Wild Instinct allows you to experiment with bolder colours all around your home. Don't be afraid to introduce pops of colour or creative designs, even in smaller spaces to create impact.



Caribbean Tide




Venice Grey




TIP

Darker shades provide the perfect backdrop to make statement furniture pieces really pop



Sweet Lavender

This trend is joyful and fun, with mood-boosting pops of colour. Pair back brighter shades with earthy neutrals for a playful look whilst retaining a feeling of calm and sophistication.




Sweet Lavender

Passion Pink

Caribbean Tide

TIP

Mix bright shades together for a fun and playful space!



Black

Bold & Feminine

We caught up with our customer Dawn to talk about her home and why she loves painting with bright and bold colours. Dawn is a stay at home mum of 3, and lives with her 2 younger children and husband in their 4 bedroom semi-detached home. They've lived in the home for 18 years, but only recently started really putting their stamp on it over the last 18 months.

"When we first moved in and the kids were young, we prioritised the home being clean and tidy over the design elements" says Dawn. "But when my eldest daughter moved out, we had a reshuffle of bedrooms which prompted an overhaul of pretty much every room! We really looked at how we use the spaces and started to experiment with different colours".

Dawn demonstrates this experimentation throughout her home, with bold choices throughout each room which are striking and effective. "I do like to be quite daring with colour, I often think with paint it's so adaptable, so you can easily change it if you change your mind!"

“Colour is so important – it can give a different mood or feeling and can be tied in with cushions, curtains etc. ”

Tell us about your style...

"I would describe my style as quite bold – I'm definitely getting braver too. I used to hold back with paint and colour choices but now I just go for it. Making bolder choices has made me appreciate colour more, it can be so uplifting and make a huge difference in a room! I used to worry that people would think my decor was too bold or loud, but now I like to think that this is my space for me and my family so what we like is all that counts!"

Where do you find inspiration for your home?

"I take inspiration from upcycling and making old things new again. I like to give things a new lease of life. I often find a really unique piece and then decorate the room around it. I like to think outside the box and mix vintage and modern elements. I also love social media and use Instagram and Pinterest to find ideas from people that inspire me."

Why is your home so important to you and your family?

"My home is a sanctuary for me and my family. Once you shut the door you have a safe haven, I've tried to make everything comforting and a place to relax, but I love having family and friends over to entertain too!"

How did you make the colour choices in your home?

"I try to take the time to reflect on a room and make sure I really love a colour, so using colour testers is really important to get a feel for which colours work within the space. I've found over time that I definitely have go-to colours that I always love such as greens and pinks, which you can see I've used throughout my home."



Amphibious

“My lounge is decorated with a feature wall using the shade Amphibious, which is always a talking point, especially since I paired it with my teal sofa and pink accessories! I paired it with China Clay on the opposite wall; a soft grey which complements the green so well. When I walk into that room I love it, it's my favourite living space. ”

DAWN'S TOP 5 DIY TIPS

- ✓ **Be brave!** – There are no set rules, go with your gut feeling and what you love! If it doesn't work you can always change it later.
- ✓ **Don't rush** – Live with the space and decide how you are going to use it before making a choice on colour.
- ✓ **Preparation** – The right tools and preparation are so important when applying paint. If you prep the walls properly and use the right tools, you'll always get a great finish even when doing it yourself.
- ✓ **Find the right product** – Do your homework and see what paint will work best for the room, for example when decorating bathrooms, you need a suitable paint that will withstand the environment.
- ✓ **Have fun!** – It's so important to make it fun when decorating, whether it's coming up with new exciting projects or being bold with colour.

Follow Dawn's journey on Instagram
@stylingmyhouse_ to see what
she gets up to next!



“ My daughter chose Ballet Slipper when we redecorated her bedroom and we both absolutely love this colour. It's a soft, subtle shade of pink and it really lifts the room. We also painted it onto the ceiling in the en-suite which looks really striking! ”

How-to create a Colour Block wall design



Visit www.johnstonespaint.com
for more inspirational DIY guides!

Checklist

- ☐ Dust sheets
- ☐ Cloth, sandpaper & filler
- ☐ Tape measure
- ☐ Low tack masking tape
- ☐ Selection of medium pile rollers & trays
- ☐ Paint brushes
- ☐ Paint!

STEP 1



PREPARATION

Make sure the wall to be painted is smooth, flake free, dry and clean of grease by wiping it down before you start. Fill any holes if necessary.

STEP 2



APPLY THE BASE

Apply 1-2 coats of **Johnstone's Wall & Ceiling paint in Brilliant White** to the walls and ceiling. Depending on the previous colour you are painting, more coats may be required. Leave to dry for 1-2 hours.

STEP 3



MARK OUT YOUR SECTIONS

Divide your wall into 3 equal sections and mark out each section using masking tape, extending the tape onto the ceiling. Create two smaller sections down either side of the central wall block to form your white stripes.

STEP 4



ADD YOUR COLOUR BLOCKS

Paint the different sections using the Johnstone's colours of your choice. Here we've used '**Burnt Sugar**' from our **Wall & Ceiling** range for the background colour with **Feature Colour 'Maple Haze'** as our central colour block. Apply the paint using a roller, using a different roller for each colour. For best results, apply 2 coats, waiting 1-2 hours in between coats.



TIP Remove the masking tape whilst the paint is still tacky to achieve a neat, clean line

Feature Colours

A range of carefully selected trend colours designed to help you achieve a stylish look for your home, ideal for creating feature walls or a bold statement in any room.

Ivy Sky

TIP

Create impact by painting multiple walls in one of our bold feature colours

16

Warming Rays

TIP

Pair a bold feature wall with neutral tones to balance the colour palette

Caribbean Tide

TIP

Use bolder shades with complementary pops of colour with accessories and furniture

Dusky Berry



STYLISH SHADES
FOR YOUR HOME



See page 35 for coverage levels

Dusky Berry

Maple Haze

Warming Rays

Midnight Sapphire

Caribbean Tide

Empire Jewel

Amphibious

Ivy Sky

17

Metallic Paint

Our metallic finish wall paint is a great way to introduce a touch of glamour into your home. The striking colours in this range are great for feature walls, and can be used to create stunning accents within a room. Or use as an overall metallic wall finish for ultimate opulence.

Rose Gold



See page 35 for coverage levels

Champagne Gold

Champagne Crème

Silver

Moonlit Sky

Copper

Burnt Sugar

Gold

Vanilla Burst

Rose Gold

Rosebud

Silver

Gold

Copper

TIP

See our website for some helpful videos on how to achieve the best result

Washable Paint

A highly tough and durable wall and ceiling paint specially formulated to withstand the marks and spills of everyday life.

- Tough and durable matt finish
- Stain and scuff resistant
- Ideal for high traffic areas



TIP

For best results, be sure to wipe away any marks as soon as they appear!

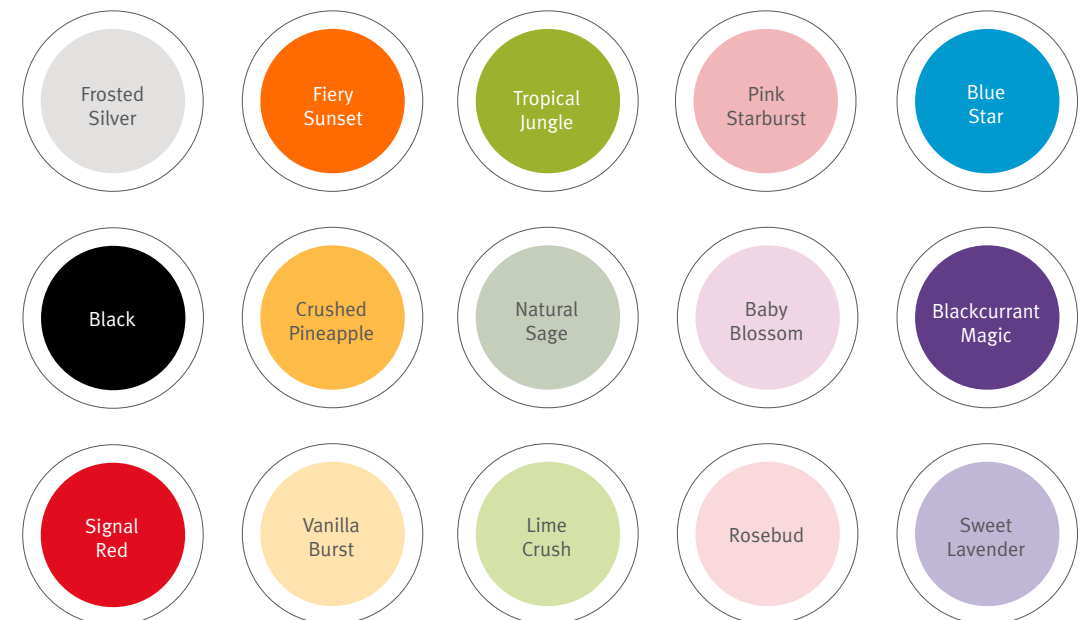


TOUGH & DURABLE

See page 35 for coverage levels



30 COLOURS AVAILABLE



Kitchen Paint

Kitchens can be one of the messiest rooms in the home, meaning you need a paint that withstands grease and stains.

- Grease and stain resistant
- Highly durable
- Wipeable matt finish

White
Lace



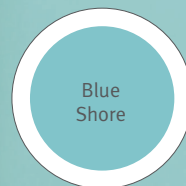
See page 35 for coverage levels



Bathroom Paint

Bathroom paint is ideal to use in areas of high condensation. It works by providing a wipeable surface that resists moisture and stains, ideal for keeping your bathroom looking fresh.

- Resists moisture and grease
- Specially formulated for use in damp areas
- Providing a wipeable mid-sheen finish

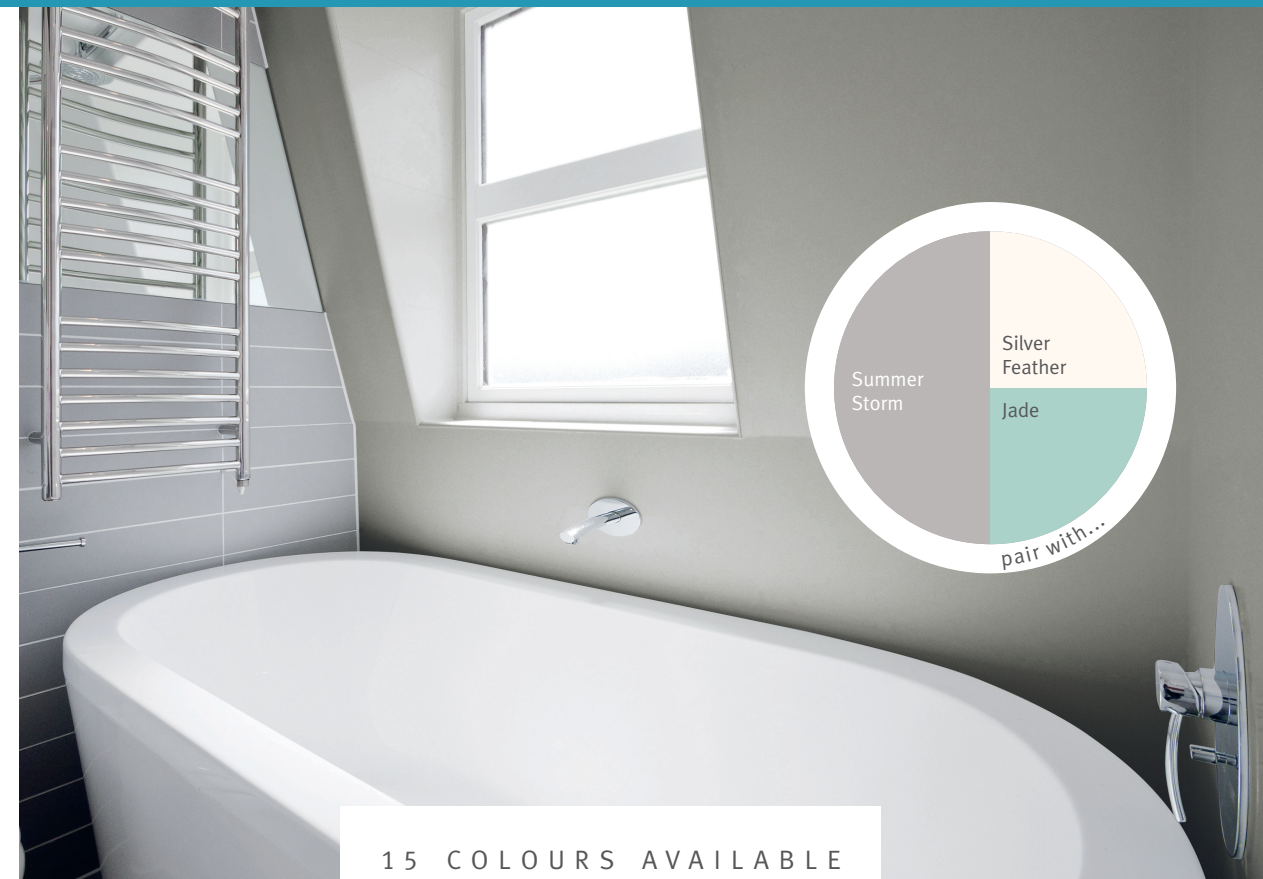


Blue Shore

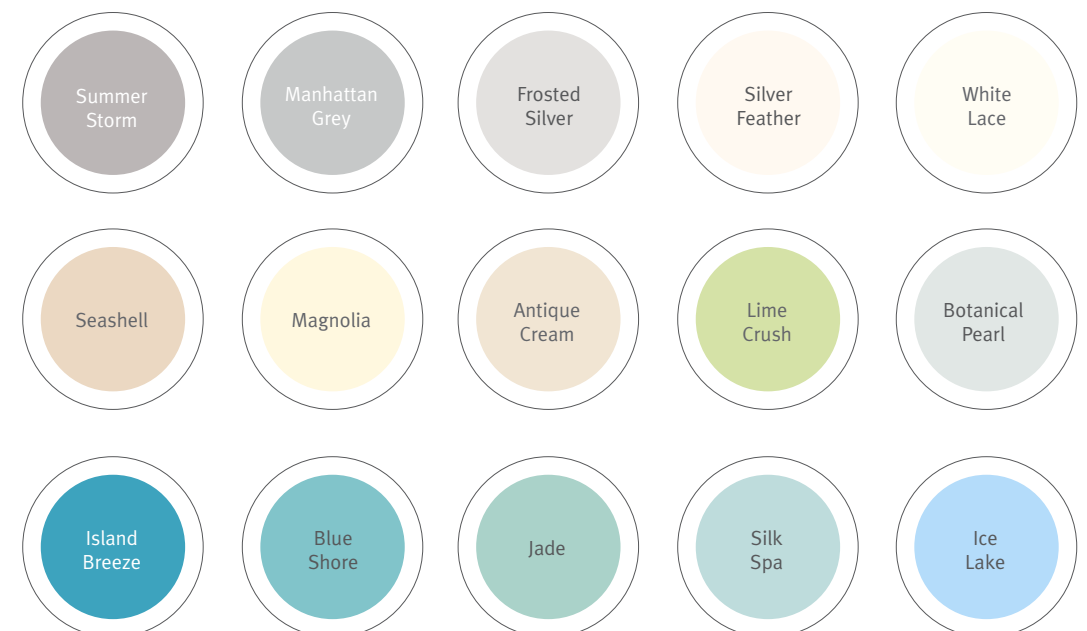


MOISTURE RESISTING

See page 35 for coverage levels



15 COLOURS AVAILABLE



One Coat Paint

If you're short on time and need a room makeover, One Coat paint is the perfect solution.

- Fast drying
- Self-undercoating
- One coat matt finish

New Duck Egg



See page 35 for coverage levels

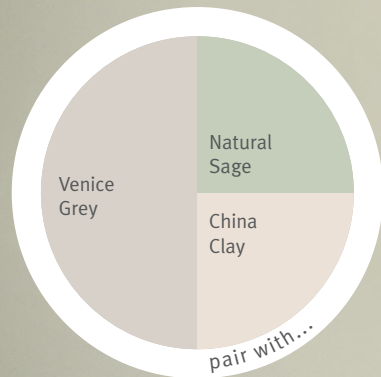


10 COLOURS AVAILABLE



Wall & Ceiling Paint

Our Wall & Ceiling paint is designed to be used all around the home and is available in a vast array of colours to suit all interior styles. All colours are available in matt, silk and soft sheen.



TIP

Cut in any corners using a medium sized paint brush, using smooth strokes to create a straight line



COLOUR Confidence

See page 35 for coverage levels

37 COLOURS AVAILABLE





Interior Wood & Metal Paint

Transform your wood and metal surfaces with our range of wood and metal paints. Suitable for many paint jobs around the home including skirting boards, doors, staircases and window frames.

WATER BASED

QUICK DRY



**QUICK DRY
PRIMER
UNDERCOAT**

- Touch dry in just 1-2 hours
- Perfectly primes bare wood and previously painted wood and metal surfaces
- Use with Johnstone's Quick Dry or Hardwearing Gloss or Satin
- Suitable for interior and exterior use



**QUICK DRY
GLOSS**

- Touch dry in just 1-2 hours
- Non yellowing
- High opacity gloss finish
- Suitable for interior and exterior use



**QUICK DRY
SATIN**

- Touch dry in just 1-2 hours
- Non yellowing
- Contemporary mid-sheen finish
- Suitable for interior use

SOLVENT BASED

HARDWEARING



**HARDWEARING
UNDERCOAT**

- Durable and long lasting
- Prepares and enhances surface appearance
- Use with Johnstone's Hardwearing Gloss or Satin
- Suitable for interior and exterior use



**HARDWEARING
NON DRIP GLOSS**

- Drip resistant formulation
- Durable and long lasting
- Minimise mess during painting
- Suitable for interior and exterior use



**HARDWEARING
SATIN**

- Excellent coverage in just one coat
- Durable and long lasting
- Suitable for interior use

**COLOURS AVAILABLE
ON THE NEXT PAGE**

Interior Wood & Metal Colours

Our Wood & Metal products are available in a choice of colours to add character to the look and feel of your room.

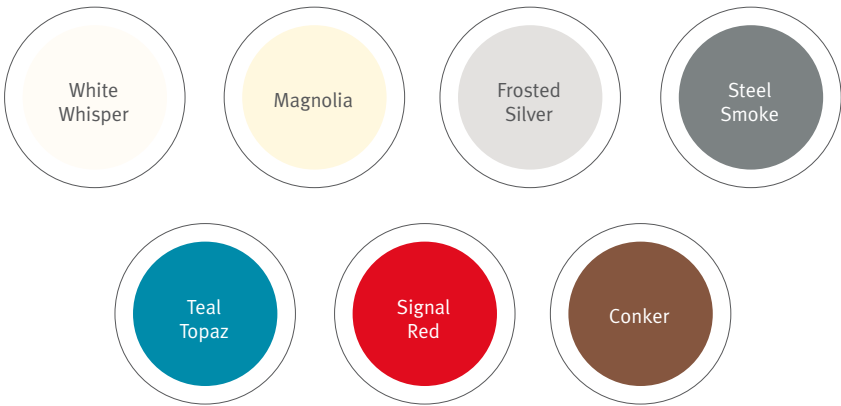


TIP
Many of these colours are also available in our Wall & Ceiling range to coordinate your look

AVAILABLE IN QUICK DRY GLOSS, QUICK DRY SATIN,
HARDWEARING GLOSS & HARDWEARING SATIN



AVAILABLE IN QUICK DRY GLOSS

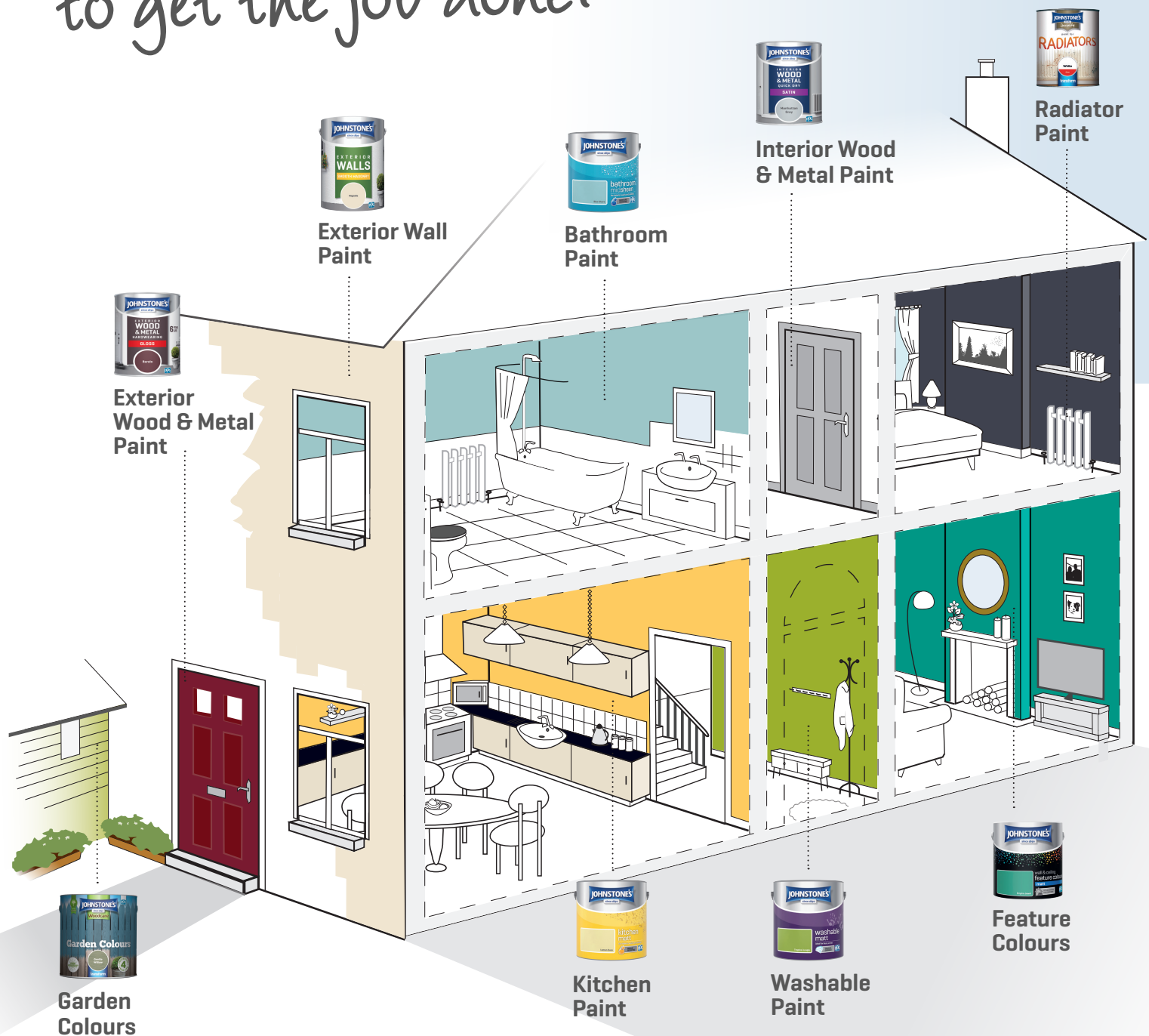


AVAILABLE IN QUICK DRY SATIN



CHOOSING THE PERFECT PAINT...

to get the job done!



To find out more about our other Johnstone's ranges, which include woodcare, speciality and upcycling products visit www.johnstonespaint.com

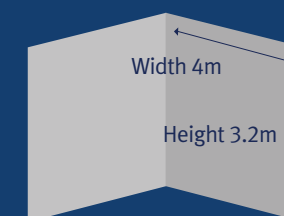
PRODUCT OVERVIEW

Washable Paint		 TOUGH & DURABLE	COVERAGE 30 M ² PER TIN		
Kitchen Paint		 GREASE RESISTING	COVERAGE 30 M ² PER TIN		
Bathroom Paint		 MOISTURE RESISTING	COVERAGE 30 M ² PER TIN		
One Coat Paint		 TIME SAVING	COVERAGE 20 M ² PER TIN		
Metallic Paint		 TREND COLOURS	COVERAGE 15 M ² PER TIN		
Wall & Ceiling Feature Colours		 STYLISH SHADES FOR YOUR HOME	COVERAGE 32 M ² PER TIN MATT	COVERAGE 31 M ² PER TIN SOFT SHEEN	
Wall & Ceiling Paint		 COLOUR Confidence	COVERAGE 32 M ² PER TIN MATT	COVERAGE 30 M ² PER TIN SILK	COVERAGE 31 M ² PER TIN SOFT SHEEN

COVERAGE CALCULATION

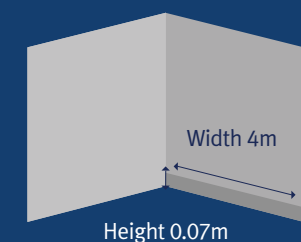
It can be difficult to determine how much paint you need for the job. Here is a helping hand on how to calculate this.

Wall Example



Calculate the space
Width x Height = 12.8m²

Skirting Board Example



Calculate the space
Width x Height = 0.28m²

Then refer to the coverage rate on the paint tin or in this guide to check how many tins you will require for the job.

COLOUR PALETTE

KEY 5L - matt, silk & soft sheen also available in 5L tins



BLACK
matt, silk, soft sheen, washable



STEEL SMOKE
matt, silk, soft sheen



COFFEE CREAM 5L
matt, silk, soft sheen



MOCHA
matt, silk, soft sheen



SUMMER STORM
washable, bathroom



MANHATTAN GREY 5L
matt, silk, soft sheen, washable,
kitchen, bathroom, one coat




CHAPEL STONE
matt, silk, soft sheen,
washable, kitchen




BURNT SUGAR 5L
matt, silk, soft sheen



MOONLIT SKY 5L
matt, silk, soft sheen, washable,
one coat




FROSTED SILVER 5L
matt, silk, soft sheen, washable,
kitchen, bathroom




ICED PETAL 5L
matt, silk, soft sheen



BRANDY CREAM 5L
matt, silk, soft sheen



WHITE WHISPER
matt, silk, soft sheen




VENICE GREY
matt, silk, soft sheen




TOASTED BEIGE 5L
matt, silk, soft sheen




MORNING LATTE
kitchen




SILVER FEATHER
bathroom




CHINA CLAY 5L
matt, silk, soft sheen, washable




TAUPE DELIGHT
washable




OATCAKE 5L
matt, silk, soft sheen, kitchen



WHITE LACE
washable, kitchen, bathroom



CHAMPAGNE CRÈME
washable




RAW LINEN
washable




SEASHELL 5L
matt, silk, soft sheen, bathroom,
one coat




BRILLIANT WHITE 5L
matt, silk, soft sheen, washable,
kitchen, bathroom, one coat



ANTIQUE WHITE
one coat



IVORY SPRAY 5L
matt, silk, soft sheen, washable



ANTIQUE CREAM 5L
matt, silk, soft sheen, washable,
kitchen, bathroom, one coat